



Gruppi Motopompa
Motor Pump Sets
Groupes Motopompe





Gruppi Motopompa
Motor Pump Sets
Groupes Motopompe

ENGINE TYPE	HP MAX	HP CONT.	RPM	CIL LT.	C-A	PUMP TYPE	Q: Lt/min		H: mt		A F
							min	max	min	max	
<div style="display: flex; justify-content: space-between; align-items: center;"> <div style="display: flex; align-items: center;"> <div style="margin-left: 5px;"> LOMBARDINI <small>S.p.A. - BORGOMANERO</small> </div> </div> <div style="text-align: center;"> Lombardini Air </div> <div style="text-align: right;"> </div> </div>											
15LD350	7,5	6,1	3300	349	1NA	FDA52	200	400	25	29	F
						FDA73	400	1000	15	19	F
15LD440	11	8,9	3300	442	1NA	FD2/S	200	600	30,5	62	F
						FD0	200	600	42,6	51,5	F
15LD500	12	9,3	2900	505	1NA	FD80	680	1250	20,5	22	F
						FD3/SC	180	630	35,7	42	F
						FD2C	350	890	25,7	35,5	F
						FD100C	1050	2100	13,5	22	F
25LD425-2	19	13	2600	851	2NA	FD3/S	200	700	33,5	42	F
						FD2	400	1000	24	36,5	F
						FD100	1200	2400	12	23	F
						FD125	1600	3500	9,5	22,5	F
12LD477-2	23,1	17	2600	954	2NA	FD4	700	1300	38	44	F
9LD625-2	28,5	22	2600	1,248	2NA	FD4/M	400	1000	53	72	F
						FD5/MB	500	1400	55	64	F
11LD626-3	42	34	2600	1,87	2NA	FD50/2	300	900	83	110	F
						FD65/2E	400	1600	60	93	F
						FD5/M	500	1400	59	69	F
						FD5	1200	2600	43,5	53,5	F
						FD150	2000	4500	24	34	F



F= Flangiateure Lombardini-Lombardini flanging

A= pompa ad albero nudo-Bare shaft pump





LANDINI

Gruppi Motopompa
Motor Pump Sets
Groupes Motopompe

ENGINE TYPE	HP MAX	HP CONT.	RPM	CIL LT.	C-A	PUMP TYPE	Q: Lt/min		H: mt		A F: S
							min	max	min	max	
 Deutz Air EU2002/88 Step 2											
F2L2011	31,2	29,2	2650	1,554	2NA	MS50/2C-FD50/2C	300	900	68,5	97	A-S5
						SD4/M-FD4/M	400	1000	56	75	A-S5
						SD5/M-FD5/M	600	1400	62,5	72	A-S5
						SD4	600	1300	39,5	46,5	A
						SD125	1500	3500	10	24	A
F3L2011	48,7	45,8	2650	2,331	3NA	MS50/2-FMS50/2	300	900	88	115	A-S4
						MS50/3-FMS50/3	300	900	132	161	A-S4
						MS65/2B-FMS65/2B	400	1600	79	116	A-S4
						SD5	1200	2600	46	56	A
						SD150	2000	4500	25,5	35,5	A
F4L2011	65	47,4	1750	3,108	4NA	MS80/2B-FMS80/2B	800	2500	49	85	A-S4
		54,4	2200			SD8-FMS8	1600	3500	40	51	A-S4
						MS65/4-FMS65/4	400	1600	85	145	A-S4
						MS65/3-FMS65/3	400	1600	57	114	A-S4
		60,5	2650			SD6/M-FMS80/1	1000	3000	59	88	A-S4
						SD7-FMS7	1400	3500	39,4	51,5	A-S4
						SD200	3000	9000	11,7	20	A
		MS65/2-FMS65/2	400			1600	94	123	A-S4		
		MS65/3C-FMS65/3C	400			1600	74	109	A-S4		
SD6	1200	3000	56	77,5	A						

A= pompa ad albero nudo-Bare shaft pump

F: S5-4-3= Flangiateure SAE-SAE Flangings





Gruppi Motopompa
Motor Pump Sets
Groupes Motopompe

ENGINE TYPE	HP MAX	HP CONT.	RPM	CIL LT.	C-A	PUMP TYPE	Q: Lt/min		H: mt		A F: S
							min	max	min	max	



FPT Iveco Motors EU1997/68 StepII



N45MSAA00.50*	81	67	1750	4,5	4NA	SD7/MC	1600	4000	53	73	A
		70	2000			MS80/2-FMS80/2	800	2500	87	117	A-S3
N45MSSA00.50*	100	82	1750	4,5	4TC	MS80/3-FMS80/3	800	2500	79	125	A-S3
						MS80/4-FMS80/4	800	1800	126	148	A-S3
N67MSAE00.00	110	87	1750	6,7	6NA	MS80/3-FMS80/3	800	2500	79	125	A-S3
						MS80/4-FMS80/4	800	1800	126	148	A-S3
						SD7/M	1600	4000	68	88	A
						SD8/MD	2200	5500	41	64	A
N45MSTA20.50*	126	106	1750	4,5	4TCA	MS100/2D	1800	4000	79	111	A
						SD8/MC	2200	6000	47	71	A
N67MSTD23.00	163	139	1750	6,7	6TCA	MS100/2	1800	4000	105	137	A
N67MNTA20.00	175	148	1750	6,7	6TCA	MS100/3E	1800	4000	108	156	A
						MS100/3	1600	3600	91	130	A
						MS125/2	1600	4800	77	98	A
						MS125/3C	1600	4000	107	125	A
						MS125/2C	2500	5200	98	125	A
N67ENTA20.00	238	195	1450	6,7	6TCA	MS100/3E	1800	4000	108	156	A
						MS100/3	1600	3600	91	130	A
						MS125/2	1600	4800	77	98	A
		212	1750			MS125/3C	1600	4000	107	125	A
						MS125/2C	2500	5200	98	125	A

A= pompa ad albero nudo-Bare shaft pump

F: S5-4-3= Flangiateure SAE-SAE Flangings

* EU2002/88 Stage 2

